


# Differential measurement device with display for consumption calculations

## DFM-BC



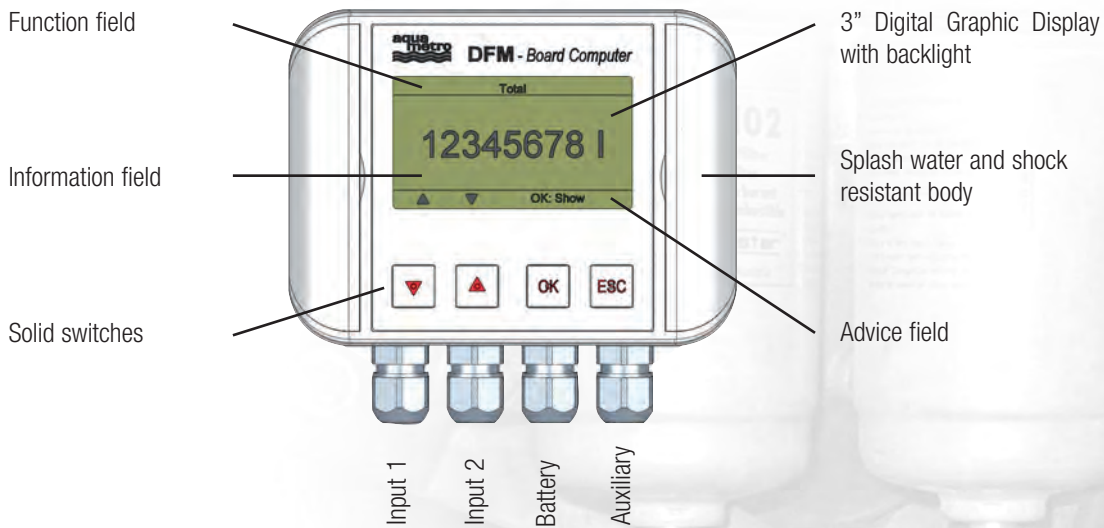
### Your benefits...

- User friendly
- Flexibility for different needs
- Compact design
- Many possibilities for installation
- Solid, resistant and long term robustness

## Features

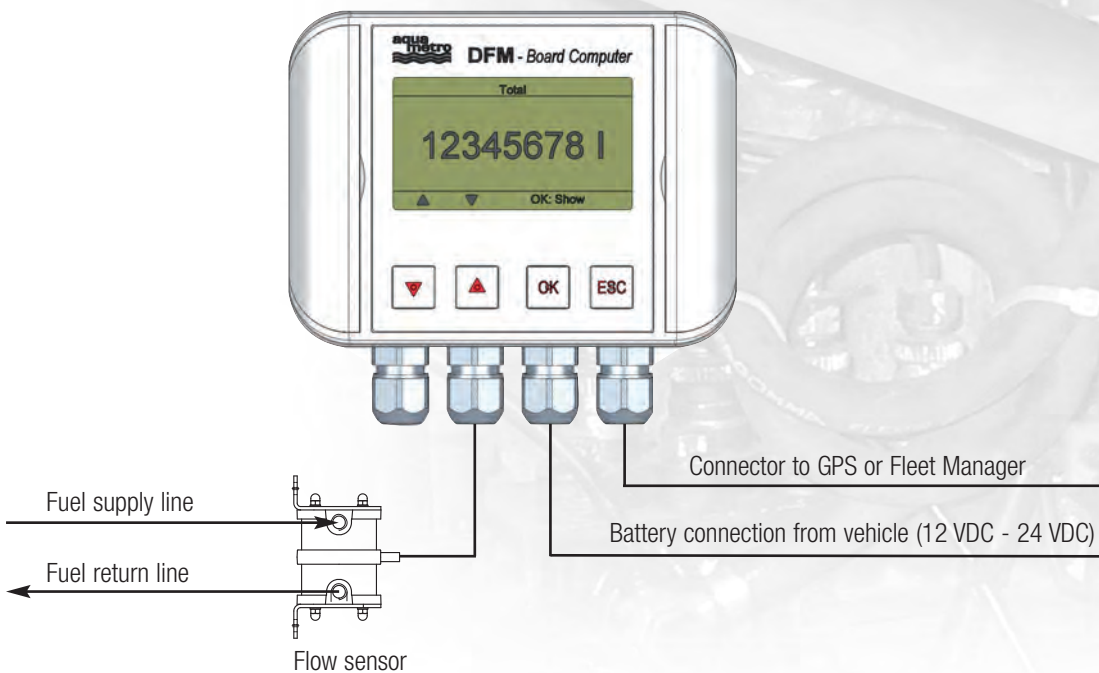
- Large LCD screen with LED back-Light
- Easy electrical connections
- Simplified programming
- Data stored in EEPROM
- Shock resistant
- IP 54

## Display

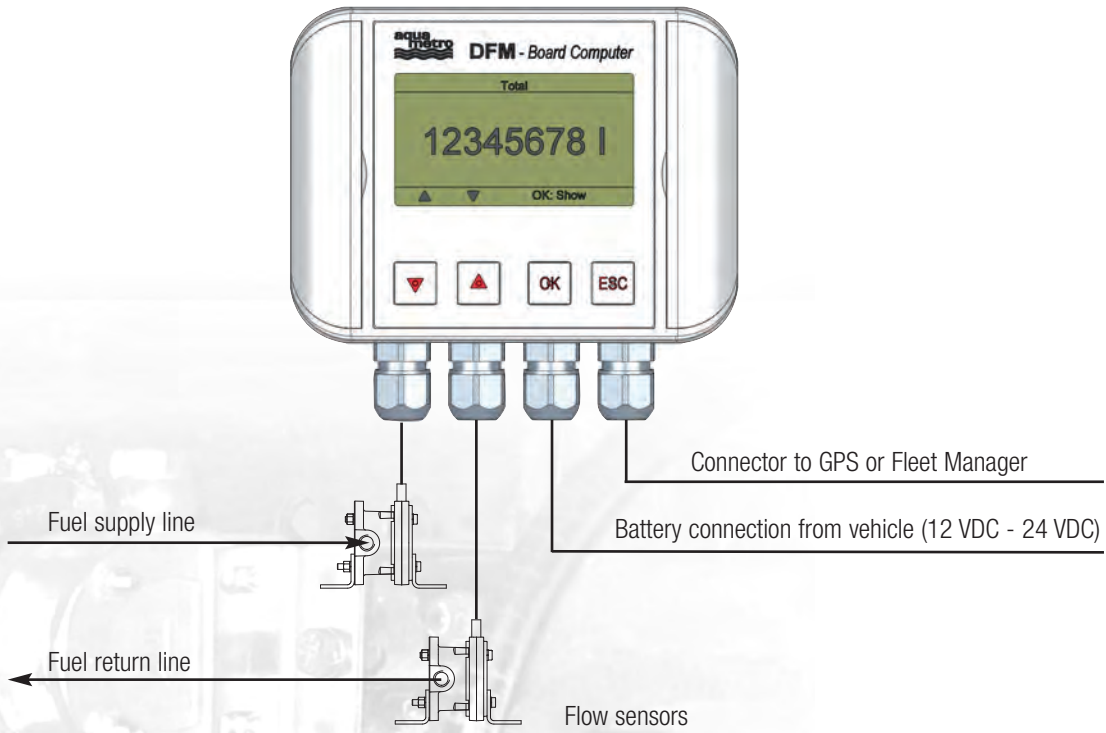


## Connections

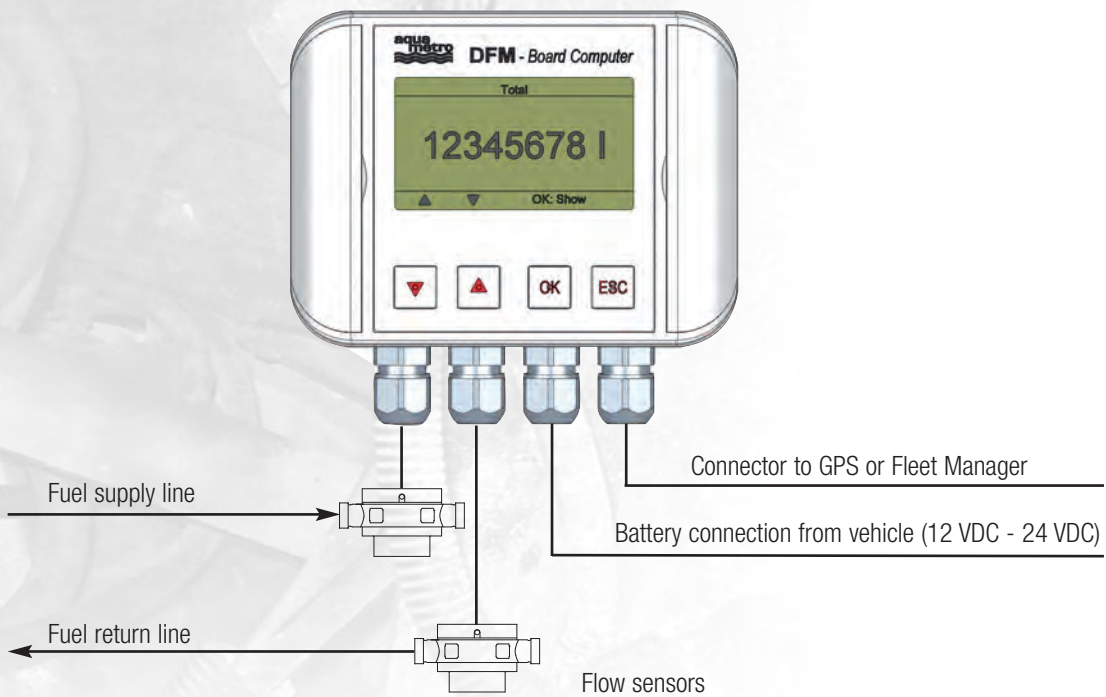
### Connection with the DFM-8D Flow Meter (Double Sensor)



### Connection with DFM-8S Flow Meter (Single Sensor)



### Connection with DFM-20S / 25S Flow Meter (Single Sensor)



## Advantage

From one display you have the overview about all conditions on your system. The intuitive menu will lead you to your information.


Parameter	Value / example	Benefits
Total Consumption	12456897 l	Shows you the consumption since the commissioning.
Trip	142.50 l	Shows you the consumption since the last zeroing. It is useful for knowing what is the daily consumption or the consumption for one particular order.
Current fuel consumption	54,4 l/h	"If I drive with this gear and this acceleration, what will be the current fuel flow?". Get a look at the current fuel flow. This information will help you in taking the right decision for the right gear and the right acceleration.
Auxiliary connection	ml/signal (depending on the sensor size)	Send the signal (consumption) to a GPS or to a Fleet Manager.
Setting optimisation (password protected)	0.28 %	Possibility for individual optimization of calibrations factor of sensor or typical application influences.
Configuration Log	Readable format	All the information about the configuration of the system at a glance. All changes are stored in a readable format with date and time stamp for a perfect traceability.
Error Log	Readable format	If an error would happen, the cause of the error will be stored with date and time stamp.

## Supply line flow sensor

Parameter	Value / example	Benefits
Total consumption	23457892 l	Shows you the total volume for the supply line since commissioning.
Trip	1142.50 l	Shows you the total volume for the supply line since zeroing.
Current fuel flow	124,4 l/h	Shows you the actual fuel flow for supply line.
Operation hours	132435 h	Shows you the operation hours for supply line.

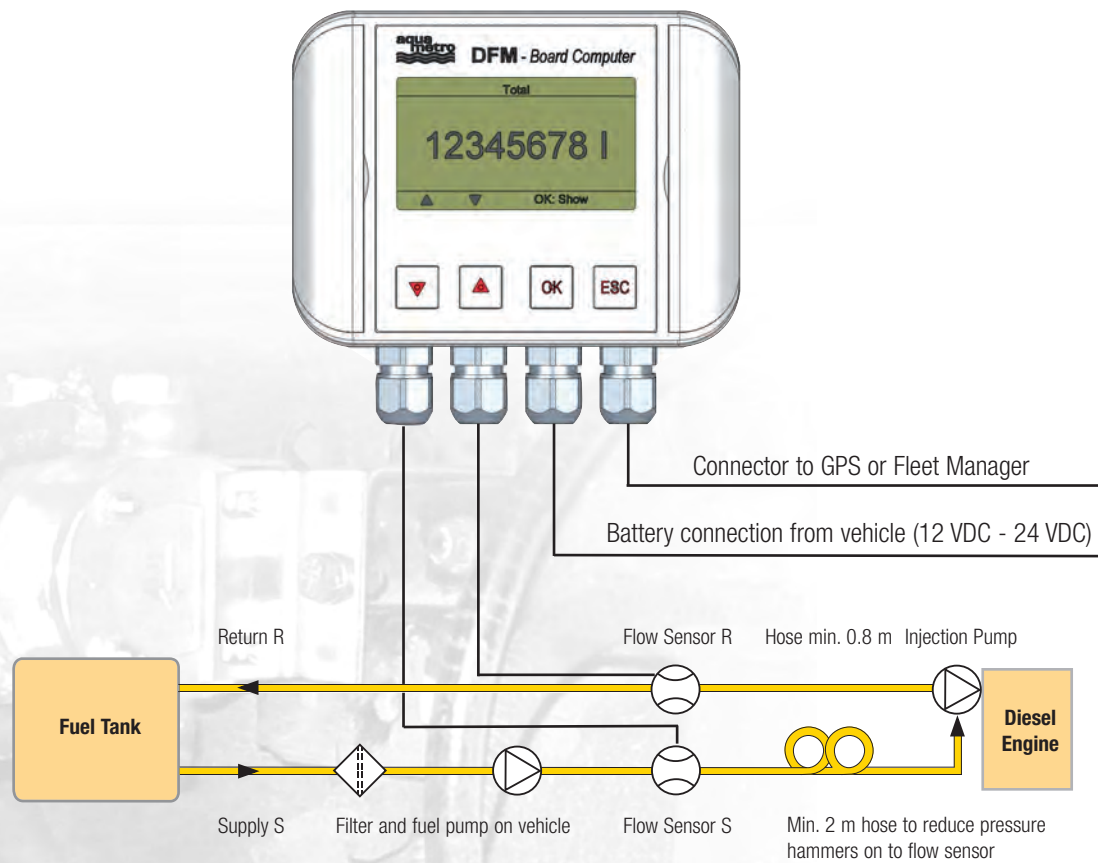
## Return line

Parameter	Value / example	Benefits
Total consumption	11457892 l	Shows you the total volume for the return line since commissioning.
Trip	842,50 l/h	Shows you the total volume for the return line since zeroing.
Current fuel flow	61.4 l/h	Shows you the actual fuel flow for return line.
Operation hours	132435 h	Shows you the operation hours for return line.



## Applications

An example about how you get full benefit out of the DFM-System.



## Accessory

For an easy installation in the driver cabin



## Technical Notes

The DFM-BC must be connected direct to the battery to ensure a correct function according to the specifications.

	<b>Pulse height (VDC)</b>	<b>Pulse width min.</b>	<b>Current max.</b>	<b>Frequency max. (Hz)</b>
Input 1	12 to 24	20 ms	15 mA	15
Input 2	12 to 24	20 ms	15 mA	15
Auxiliary	12 to 24	20 ms	15 mA	15
Battery input	12 to 24			

## Ordering Information

### DFM Board Computer

<b>Description</b>	<b>Type</b>	<b>Part no.</b>
DFM Board Computer for differential measurement	DFM-BC	94476


### DFM Systems

(including Sensors and Board Computer)

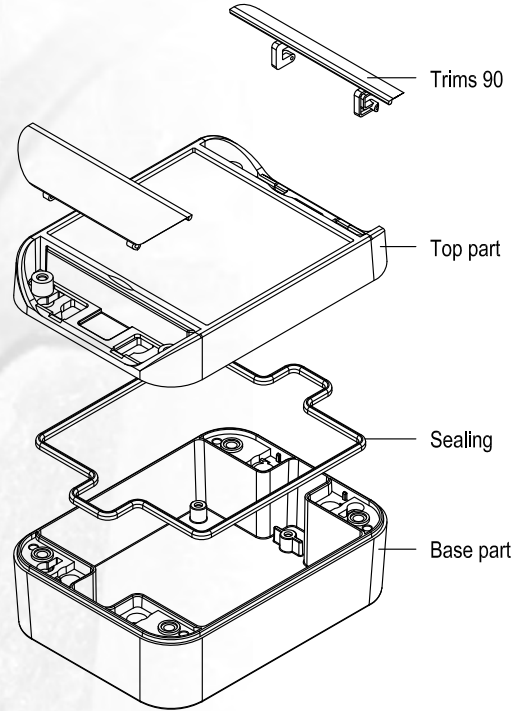
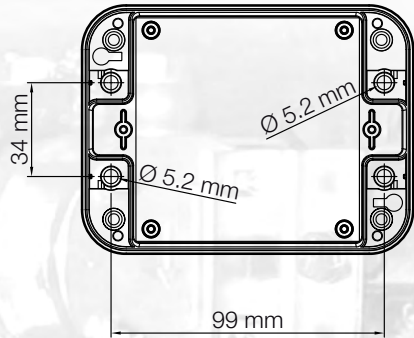
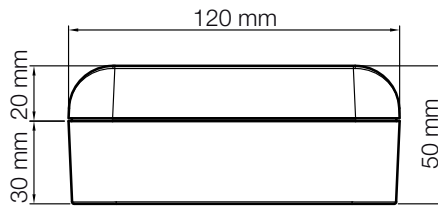
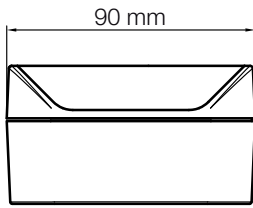
<b>Description</b>	<b>Type</b>	<b>Part no.</b>
Single flow meter DN 8	DFM-8S System	94477
Double flow meter DN 8	DFM-8D System	94478
Single flow meter DN 20	DFM-20S System	94479
Single flow meter DN 25	DFM-25S System	94480

### Accessories

<b>Description</b>	<b>Type</b>	<b>Part no.</b>
Mounting Bracket DFM-BC	DFM-MB	80485
Hose connector for DN 8 (M14 x 1.5mm) include 1 x hollow union bolt, 1x single banjo body, 1x copper seal	DFM-8S/D	80447
Pipe connector for DN 20	VSR ¾"	81166
Pipe connector for DN 25	VSR 1"	81169



## Overall Dimensions





**DISTRIBUTOR:**

Contact, Address and Stamp

**HEAD OFFICE:**

**AQUAMETRO AG**  
Ringstrasse 75  
CH-4106 Therwil / Switzerland  
Phone +41 61 725 11 22  
Fax +41 61 725 15 95  
info@aquametro.com



[www.aquametro.com](http://www.aquametro.com)